

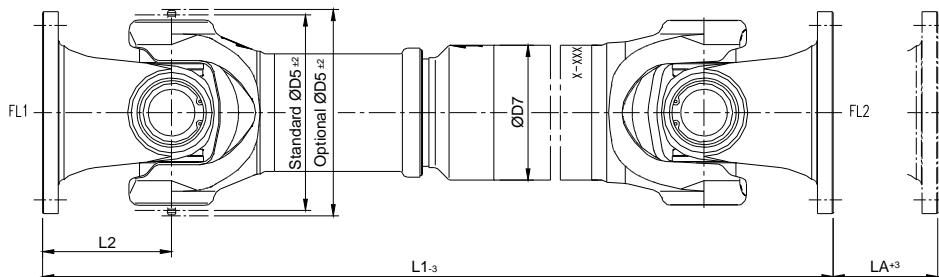


Eckdaten *basic data*

Maximaldrehmoment <i>Maximum torque</i> (M _{dmax}) (M _{tmax})	11000 Nm	Rotationsdurchmesser <i>Diameter of rotation</i>	Standard: Ø 172 mm (D5) Optional: Ø 177 mm (D5)
Grenzdrehmoment <i>Limit torque</i>	17000 Nm	Rohrdurchmesser <i>Tube diameter</i>	Standard: Ø 120x4 mm (D7)
Dauerwechsel Drehmoment <i>Alternating torque</i>	5100 Nm	Rohrgewicht <i>Tube weight</i>	m_t m_t Standard: 11,4 kg per m

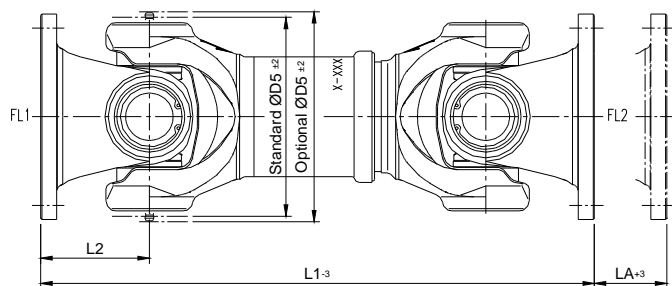
*=Alle anderen Rohrdurchmesser auf Anfrage

*=all other tube diameter on request

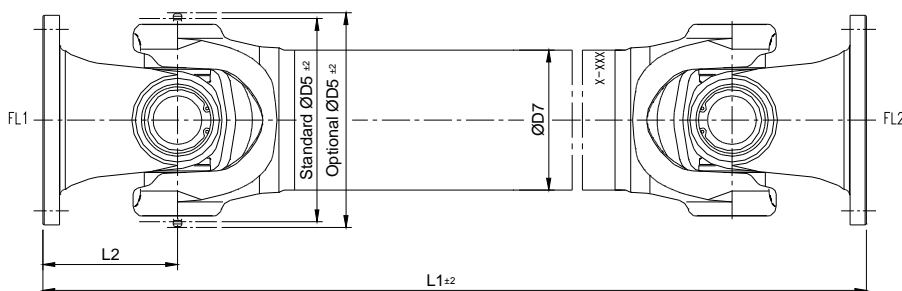


GW	500-151
L1	581-6300 mm
LA	110 mm *

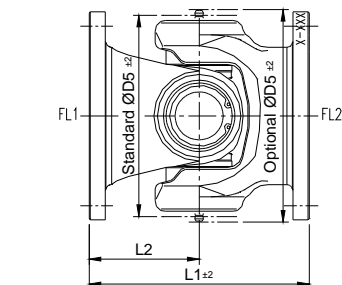
*=längeren LA auf Anfrage
*=longer LA on request



GW	513-151
L1	430-580 mm
LA	40-110 mm



GW	505-151
L1	395-6200 mm
Gewicht <i>Weight</i>	m_b



GW	506-151
L1	200 mm*

*=andere Längen auf Anfrage *=other lengths on request



Flansche *Flanges*

